



# **CAMPUS CLIMATE SURVEY**

**2019**

# A Closer Look

- Experience with Sexual Violence While at Bentley
- Community Attitudes
  - Rape Myth Acceptance
- Prior Experience with Sexual Violence

# Experiences with Sexual Violence While at Bentley

## Experiences with Sexual Violence

*Respondents who experienced at least one incident of sexual violence at least one time since the beginning of the current school year.*

Types of sexual violence include unwanted incidents of being fondled, kissed, or rubbed up against, attempted sexual penetration, sexual penetration, attempted oral sex, and oral sex. Respondents most commonly experienced being fondled, kissed, or rubbed up against.

	SP19 Bentley	SP19 Private	SP19 Small	SP19 Cohort
Yes, all respondents	9%	6%	7%	6%

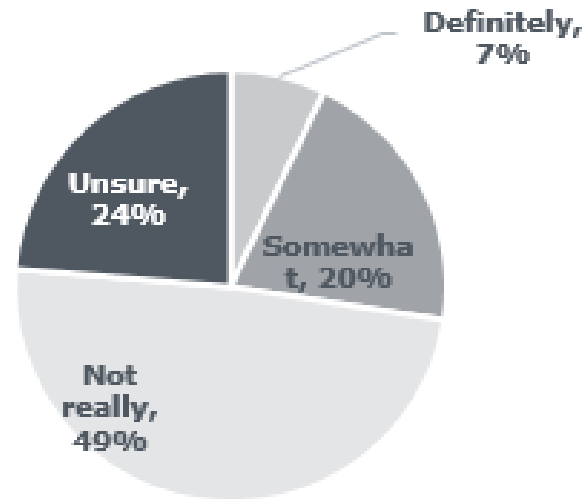
n=540

# Community Attitudes

**Men**

n= 211

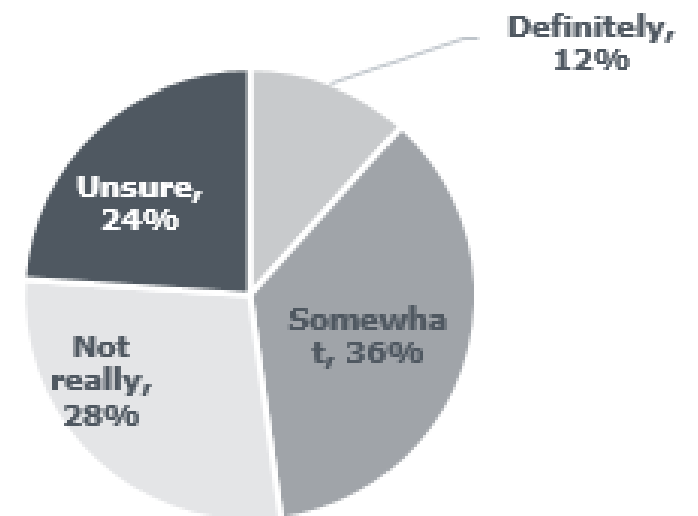
Is sexual misconduct a problem at your school?



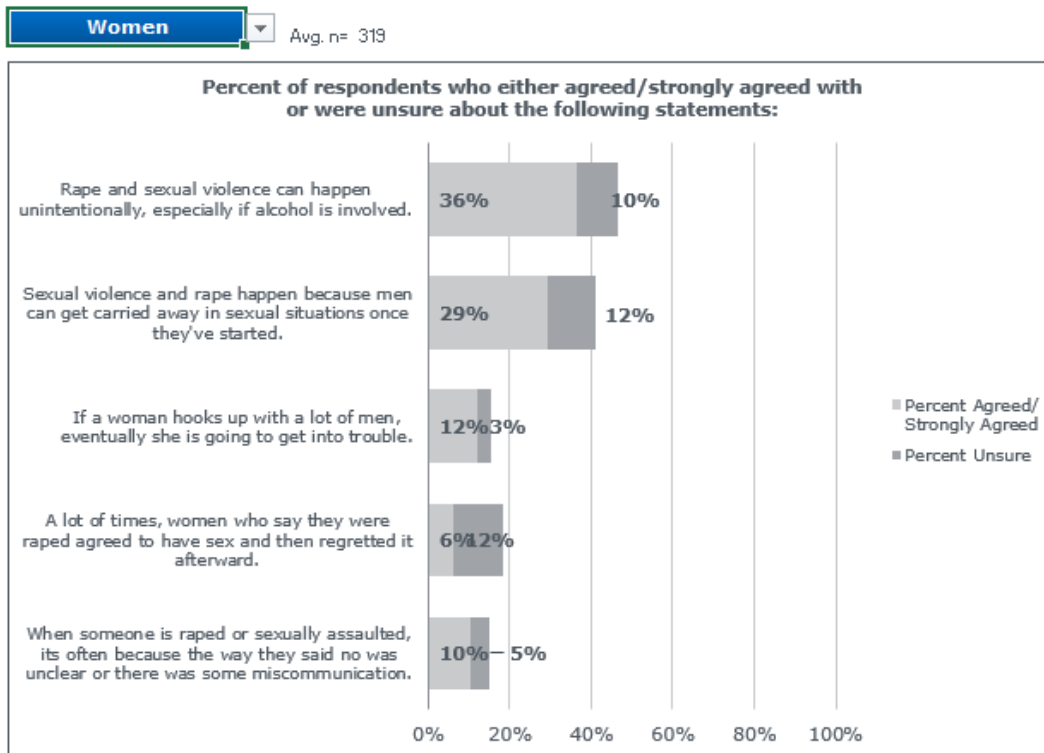
**Women**

n= 318

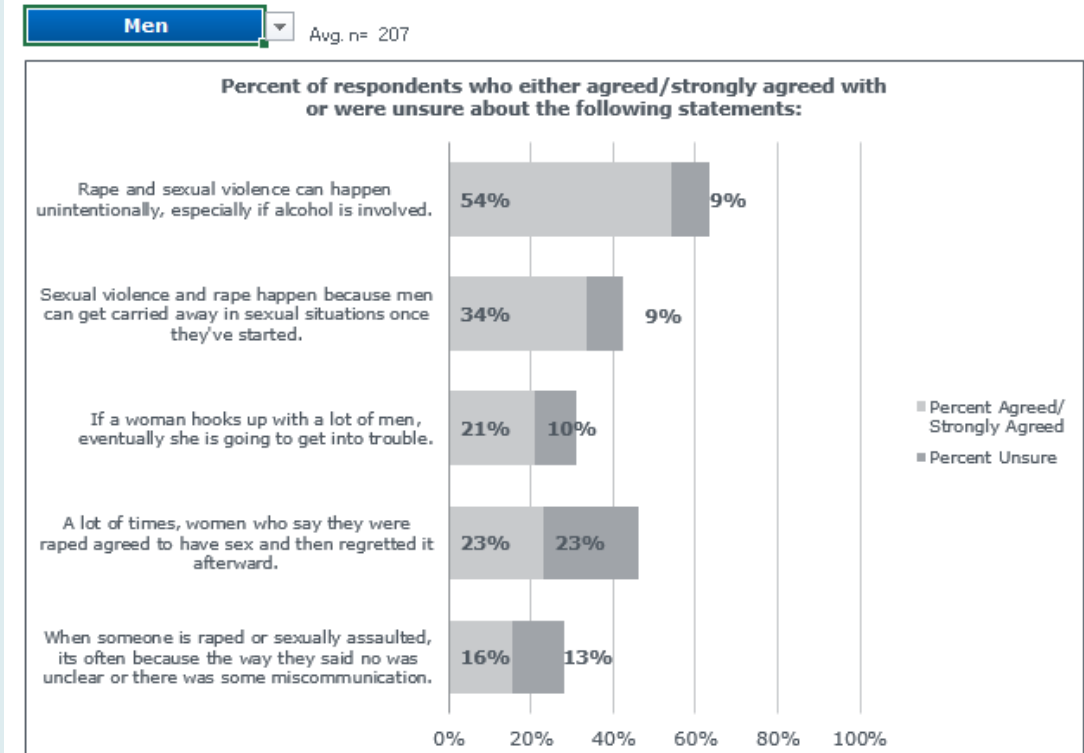
Is sexual misconduct a problem at your school?



# Community Attitudes



Note: These statements are adapted from the Illinois Rape Myth Acceptance Scale. They are intentionally heteronormative.



Note: These statements are adapted from the Illinois Rape Myth Acceptance Scale. They are intentionally heteronormative.

# Community Attitudes

55% of respondents believe that the accused or their friends would retaliate against the person making the report

43% believe that the educational achievement or career of the person making the report would suffer

# Prior Experience with Sexual Violence

## Quick Takes

- Fifteen percent (15%) of all respondents reported that someone had or attempted to have unwanted sexual contact with them prior to going to college.
- Nineteen percent (19%) of women respondents experienced unwanted sexual contact prior to college.
- Almost one in ten (9%) of men respondents experienced unwanted sexual contact prior to college.

2015	2016	2017	2019
11%	14%	12%	15%